

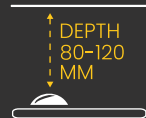
Light-emitting diode module Prism P2 HE 1W

TECHNICAL INFORMATION

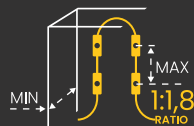
LED type	2835
Input	12V DC
Color temperature	6500 K
Beam angle	165°
Protection level	IP 67
Center-to-center distance	200 mm
Working temperature	-30°C + 50°C
Available colors	●
Power	1 W
Light output	120 lm



MODULE DESIGNED
CHANNEL LETTERS



BEST FOR 80-120MM
DEEP LIGHTBOXES



RECOMMENDED DEPTH:
C-C DISTANCE RATIO



UP TO 120LM/W
HIGH EFFICIENCY
LED INSIDE



IP 67
DUST AND WATER
PROTECTED




115lm
HIGH BRIGHTNESS
115 LM PER MODULE



6500 K
6500K
AND OTHER COLORS

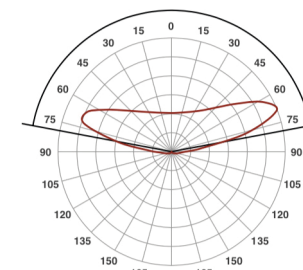


7 YEAR EXTENDED
WARRANTY

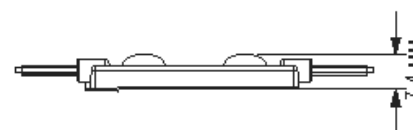
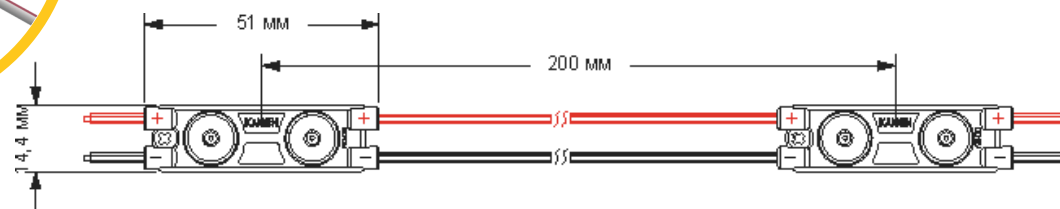


LIGHT DISTRIBUTION GRAPH

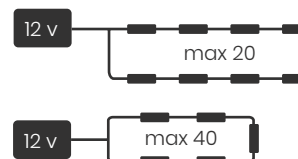
Beam angle is 165°



DIMENSIONS



CONNECTION



PACKAGING

Packing type	Chain	Package	Box
Quantity	20 pcs	200 pcs	2400 pcs
Weight	0,17 kg	1,68 kg	20,1 kg